

# Bathroom Accessories



Prior to drilling into walls, check there are no hidden electrical wires, cables or water supply pipes with the aid of an electronic detector. If you use power tools do not forget:

- Wear eye protection
- Unplug equipment after use

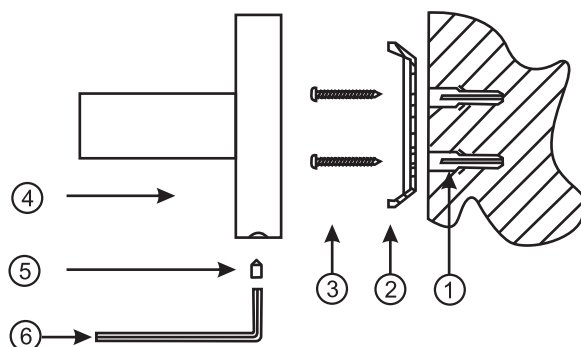
## Fitting Instructions & Contents List

Please keep these instructions for future reference

Congratulations on your purchase of this high quality Bathroom Accessory. Before proceeding with the installation please carefully read the instructions in order to ensure proper care and assembly of this accessory.

## INSTALLATION



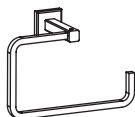
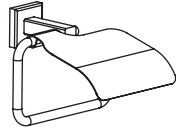





1. Identify all components and check for completeness, particularly before arranging fitting.
- 2(a). **Single wall fixing:** Establish the position for the accessory (4) and mark out the fixing holes using the wall bracket (2) as a template.
- 2(b). **Double wall fixing:** Either use the accessory as a template to establish the position for the wall fixings and mark out the fixing holes or measure the distance between the fixing holes.
3. Drill holes to suit, and insert wall plugs (1) if required.
4. Screw the wall bracket (2) to the wall.
5. Loosen off the grub screw (but do not remove) and place the accessory over the wall bracket with the grub screw (5) at the bottom.
6. Tighten up the grub screw (5) until the accessory (4) is secure against the wall.



1. Wall plug
2. Wall bracket
3. Screw
4. Accessory
5. Grub screw
6. Hexagonal key

## AFTER CARE INSTRUCTIONS

Your fitting has a high quality finish and should be treated with care to preserve the visible surfaces. All surface finishes will wear if not cleaned correctly, the only safe way to clean your product is to wipe with a soft damp cloth. All bath cleaning powders and liquids will damage the surface of your fitting even the non-scratch cleaners.

9720024000 BRASS Single Towel Bar (450mm) 	9720024001 BRASS Single Towel Bar (600mm) 	9720024003 BRASS Towel Ring 	9720024004 BRASS Paper Holder 	9720024005 BRASS Robe Hook 
9720024007 BRASS Tumbler Holder with Glass 	9720024008 BRASS Soap Dish (Glass) 	9720024013 BRASS Glass Shelf 	9720024033 BRASS Soap Dispensor 	For more information KLUDI RAK Post Box: 6679 Ras Al Khaimah United Arab Emirates Telephone: +971 7244 7758 Fax: +971 7244 7759